



Slag handling - at its best

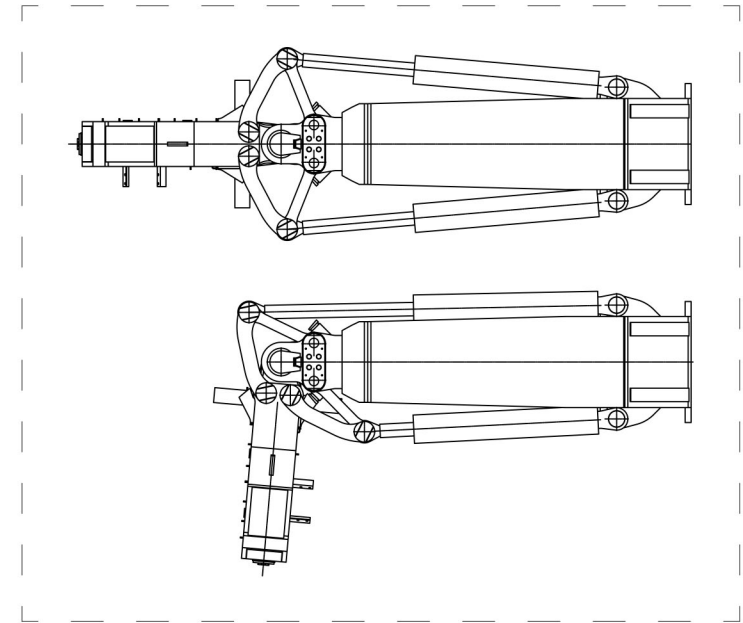
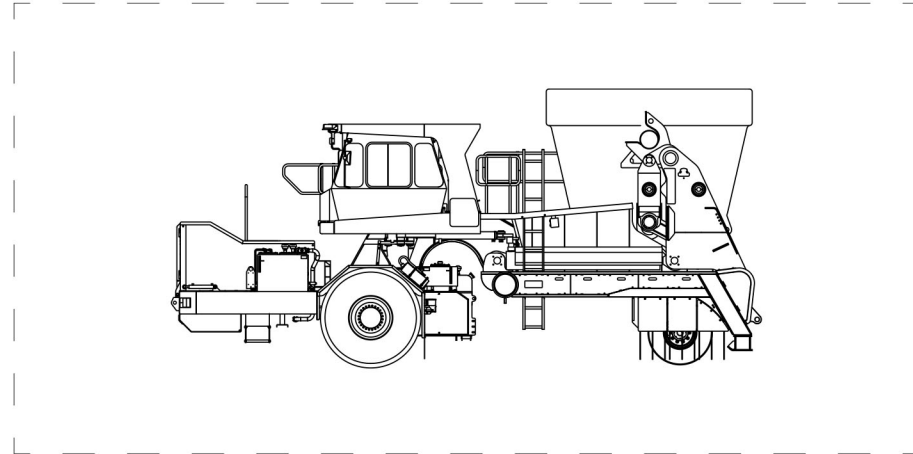
# SLAG TAURUS P

SLAG POT CARRIER in platform design. The slag pot is transported on the trailer platform. Safe design for narrow road conditions.

Transport: safe and precise  
Articulated steering up to +/- 85° steering angle

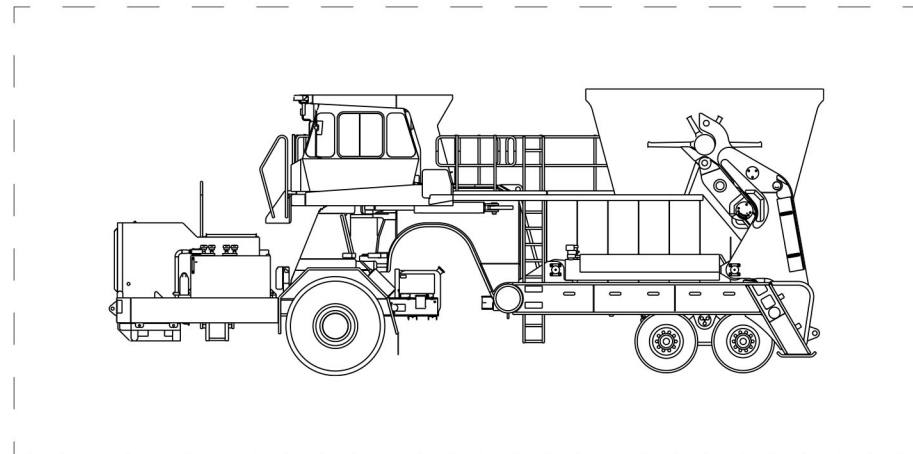
M

40 - 70 mt Payload  
6 - 20 m<sup>3</sup> Slag pot

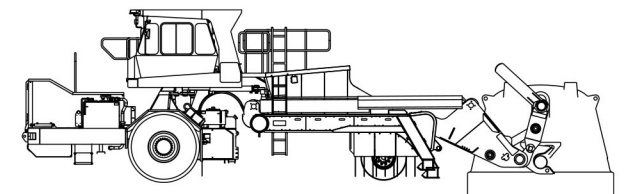
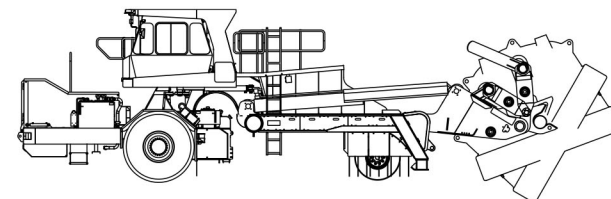
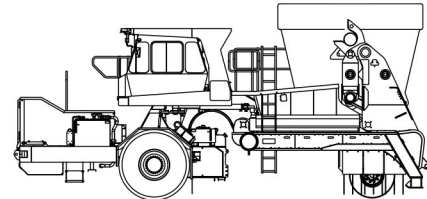
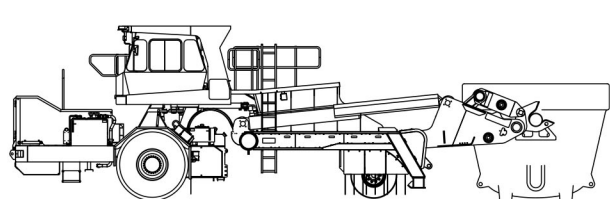


L / XL

80 - 140 mt Payload  
16 - 35 m<sup>3</sup> + Slag pot



Unloading: Slag pot tipping at slag yard  
Tipping up to 180° by using an additional tipping device



## DRIVER'S SAFETY

Sturdy canopy protects driver's cab



## HEAT PROTECTION

Extensive covers protect against slag splash and heat



## TIPPING

Safe tipping at the slag yard



## DESCULLING

Knocking system w/o ropes or assist system

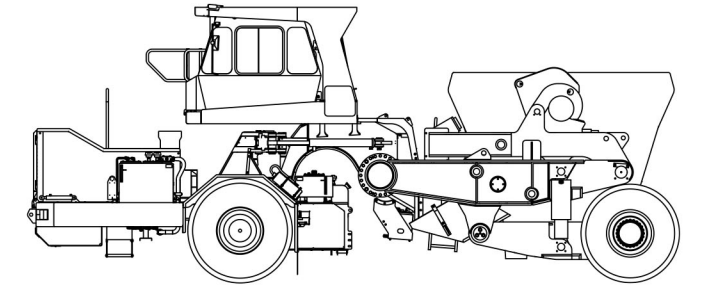


# SLAG TAURUS U

SLAG POT CARRIER in U-Frame design. The slag pot is transported in between the rear tyres. Safe design for low pick-up situations.

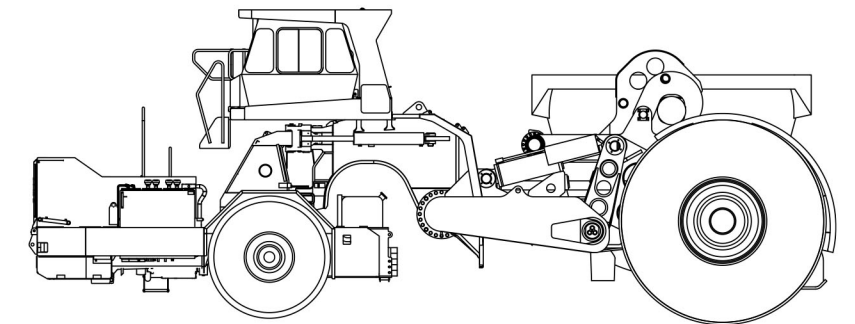
M / L

40 - 100 mt Payload  
6 - 25 m<sup>3</sup> Slag pot



XL

110 - 160 mt Payload  
25 - 35 m<sup>3</sup>+ Slag pot



## PICKING UP/TIPPING SEQUENCE

← P

U →

